

ART ENGAGE

ARTEXPRESS 2020 ACTIVITY KIT

THEME: PORTRAITS



**Hazelhurst
ARTS CENTRE**

Produced by Hazelhurst's Public Programs & Education team 2020

OUTHERLYAMOUNTAIN

ARTWORK 1



Claudia Kennedy


Woollooware High School


A Tribute

Drawing

Charcoal

My body of work acts as a tribute to my grandparents and their creative pursuits. Highlighting my grandad's love of photography and my grandma's skill in needle work, the collection honours their admired abilities of expression and passion for craft. I've incorporated slides from years gone by that have captured some of their adventures together, providing a glimpse into their world and their persona's, which have had such a positive impact on my life.







QUESTIONS:

- What can you see?
 - Who might these people be?
 - What are they wearing?
 - What are they doing?
 - How would you describe these people?
 - Do these people look like someone you know?
 - Do you like this artwork?
 - How does this artwork make you feel?
 - What title would you give this artwork?
-

ARTWORK 2



Taya Corrigan

Kirrawee High School

Them, the 'Others'

Drawing

Black pen on cartridge paper

Image dictates identity. In 'progressive' contemporary society; conservative aesthetics continue to prevent the acceptance of those who express themselves in ways outside of the 'norm'. 'Them, the Others', represents those 'othered' by a society unable to accept that which is different - something I've personally experienced. The contrasting figures emphasise contemporary values of identity that reject gender stereotypes and expectations. The strong, powerful female alongside the gentle, elegant male, subverts stereotypical aesthetics of each gender to convey beauty beyond accepted expectation. The medium and scale achieve a realism that reflects the importance and profound strength of proudly displaying who you are.





QUESTIONS:

- What can you see?
 - What are they wearing?
 - What are they doing?
 - What is their expression like?
 - How would you describe the way they are posing?
 - How do you think this artwork was made?
 - How would you describe these people?
 - Do you like this artwork?
 - How does this artwork make you feel?
 - What title would you give this artwork?
-

ACTIVITY:


Materials

- Face template (see attachment)
- Facial features (see attachment)
- Glue sticks
- Scissors
- Old magazines or newspapers (for additional images for collage)


Use the provided facial features to build the face for your portrait. If you have access to magazines or newspapers, you can find additional images for your face or images with prints that can be cut out for clothes and hair.

When you have cut out your images, arrange them on the blank face template first, then glue them down when ready.





EYES



LIPS





NOSES



ACCESSORIES

